
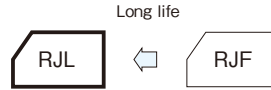


105°C Use, Miniature, Long Life, extra Low Impedance Capacitors

GREEN CAP Low Impedance 105°C 10000hours Anti-cleaning solvent

- Long life than RJF Series.
- Guarantees 4000 to 10000 hours at 105°C.



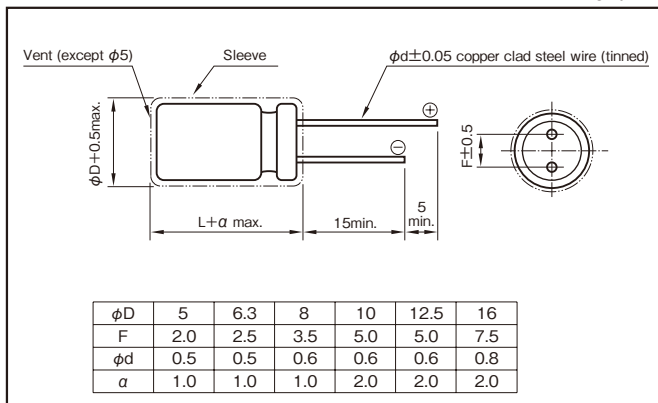
Marking color : White print on a black sleeve

Specifications

Item	Performance																										
Category temperature range (°C)	-40 to +105																										
Tolerance at rated capacitance (%)	±20 (20°C, 120Hz)																										
Leakage current (µA)	Less than 0.01CV or 3 whichever is larger (after 2 minutes) C : Rated capacitance (µF), V : Rated voltage (V) (20°C)																										
Tangent of loss angle (tanδ)	<table border="1"> <thead> <tr> <th>Rated voltage (V)</th> <th>6.3</th> <th>10</th> <th>16</th> <th>25</th> <th>35</th> <th>50</th> <th>63</th> <th>100</th> </tr> </thead> <tbody> <tr> <td>tanδ (max.)</td> <td>0.22</td> <td>0.19</td> <td>0.16</td> <td>0.14</td> <td>0.12</td> <td>0.10</td> <td>0.09</td> <td>0.08</td> </tr> </tbody> </table>	Rated voltage (V)	6.3	10	16	25	35	50	63	100	tanδ (max.)	0.22	0.19	0.16	0.14	0.12	0.10	0.09	0.08								
	Rated voltage (V)	6.3	10	16	25	35	50	63	100																		
tanδ (max.)	0.22	0.19	0.16	0.14	0.12	0.10	0.09	0.08																			
0.02 is added to every 1000µF increase over 1000µF. (20°C, 120Hz)																											
Characteristics at high and low temperature	<table border="1"> <thead> <tr> <th>Rated voltage (V)</th> <th>6.3</th> <th>10</th> <th>16</th> <th>25</th> <th>35</th> <th>50</th> <th>63</th> <th>100</th> </tr> </thead> <tbody> <tr> <td rowspan="2">Impedance ratio (max.)</td> <td>Z-25°C/Z+20°C</td> <td>4</td> <td>3</td> <td>2</td> <td>2</td> <td>2</td> <td>2</td> <td>2</td> </tr> <tr> <td>Z-40°C/Z+20°C</td> <td>8</td> <td>6</td> <td>4</td> <td>3</td> <td>3</td> <td>3</td> <td>3</td> </tr> </tbody> </table>	Rated voltage (V)	6.3	10	16	25	35	50	63	100	Impedance ratio (max.)	Z-25°C/Z+20°C	4	3	2	2	2	2	2	Z-40°C/Z+20°C	8	6	4	3	3	3	3
	Rated voltage (V)	6.3	10	16	25	35	50	63	100																		
Impedance ratio (max.)	Z-25°C/Z+20°C	4	3	2	2	2	2	2																			
	Z-40°C/Z+20°C	8	6	4	3	3	3	3																			
(120Hz)																											
Endurance (105°C) (Applied ripple current)	Test time	φ5, φ6.3 : 5000 hours (6.3~10WV : 4000 hours) φ8, φ10 : 7000 hours (6.3~10WV : 6000 hours) φ12.5, φ16 : 10000 hours (6.3~10WV : 8000 hours)																									
	Leakage current	The initial specified value or less																									
	Percentage of capacitance change	Within ±25% of initial value																									
	Tangent of the loss angle	200% or less of the initial specified value																									
Shelf life (105°C)	Test time	1000 hours																									
	Leakage current	The initial specified value or less																									
	Percentage of capacitance change	Within ±25% of initial value																									
	Tangent of the loss angle	200% or less of initial specified value																									
Voltage application treatment																											
Applicable standards	JIS C5101-1, -4 1998 (IEC 60384-1 1992, -4 1985)																										

Outline Drawing

Unit : mm



Coefficient of Frequency for Rated Ripple Current

Rated capacitance (µF)	Frequency (Hz)			
	120	1k	10k	100k
to 33	0.42	0.70	0.90	1.00
47 to 270	0.50	0.73	0.92	1.00
330 to 680	0.55	0.77	0.94	1.00
820 to 1800	0.60	0.80	0.96	1.00
2200 to 6800	0.70	0.85	0.98	1.00

Part numbering system (example : 10V1000µF)

RJL	—	10	V	102	M	H4	#
Series code		Rated voltage symbol		Rated capacitance symbol	Capacitance tolerance symbol	Casing symbol	Additional symbol

NOTE

Design, Specifications are subject to change without notice. Ask factory for technical specifications before purchase and/or use.

Standard Ratings

Rated voltage (V)	Item	6.3					10					16				
		Case φD×L (mm)	Casing symbol	Impedance (Ω)		Rated ripple current (mArms)	Case φD×L (mm)	Casing symbol	Impedance (Ω)		Rated ripple current (mArms)	Case φD×L (mm)	Casing symbol	Impedance (Ω)		Rated ripple current (mArms)
				20°C	-10°C				20°C	-10°C				20°C	-10°C	
56	—	—	—	—	—	—	—	—	—	—	5×11.5	E3	0.58	2.3	210	
100	—	—	—	—	—	5×11.5	E3	0.58	2.3	210	—	—	—	—	—	
120	—	—	—	—	—	—	—	—	—	—	6.3×11.5	F3	0.22	0.87	340	
150	5×11.5	E3	0.58	2.3	210	—	—	—	—	—	—	—	—	—	—	
220	—	—	—	—	—	6.3×11.5	F3	0.22	0.87	340	—	—	—	—	—	
330	6.3×11.5	F3	0.22	0.87	340	—	—	—	—	—	8×12	G3	0.13	0.52	640	
470	—	—	—	—	—	8×12	G3	0.13	0.52	640	8×15	G4	0.087	0.35	840	
560	8×12	G3	0.13	0.52	640	8×15	G4	0.087	0.35	840	—	—	—	—	—	
680	8×12	G3	0.13	0.52	640	10×12.5	H3	0.080	0.32	865	10×16	H4	0.060	0.24	1210	
820	10×12.5	H3	0.080	0.32	865	10×16	H4	0.060	0.24	1210	10×20	H5	0.046	0.18	1400	
1000	8×15	G4	0.087	0.35	840	10×16	H4	0.060	0.24	1210	10×20	H5	0.046	0.18	1400	
1200	10×16	H4	0.060	0.24	1210	10×20	H5	0.046	0.18	1400	10×25	H6	0.042	0.17	1650	
1500	10×20	H5	0.046	0.18	1400	10×25	H6	0.042	0.17	1650	12.5×20	I5	0.035	0.12	1900	
1800	10×25	H6	0.042	0.17	1650	12.5×20	I5	0.035	0.12	1900	12.5×25	I6	0.027	0.089	2230	
2200	10×25	H6	0.042	0.17	1650	12.5×20	I5	0.035	0.12	1900	12.5×25	I6	0.027	0.089	2230	
2700	—	—	—	—	—	—	—	—	—	—	16×20	J5	0.027	0.078	2530	
3300	12.5×20	I5	0.035	0.12	1900	12.5×25	I6	0.027	0.089	2230	12.5×35	I8	0.020	0.065	2880	
3900	—	—	—	—	—	—	—	—	—	—	16×25	J6	0.021	0.060	2930	
4700	12.5×30	I7	0.024	0.078	2650	12.5×35	I8	0.020	0.065	2880	—	—	—	—	—	
5600	16×20	J5	0.027	0.078	2530	16×25	J6	0.021	0.060	2930	—	—	—	—	—	
6800	16×25	J6	0.021	0.060	2930	—	—	—	—	—	—	—	—	—	—	

Rated voltage (V)	Item	25					35					50				
		Case φD×L (mm)	Casing symbol	Impedance (Ω)		Rated ripple current (mArms)	Case φD×L (mm)	Casing symbol	Impedance (Ω)		Rated ripple current (mArms)	Case φD×L (mm)	Casing symbol	Impedance (Ω)		Rated ripple current (mArms)
				20°C	-10°C				20°C	-10°C				20°C	-10°C	
10	—	—	—	—	—	—	—	—	—	—	5×11.5	E3	1.50	6.0	100	
22	—	—	—	—	—	—	—	—	—	—	5×11.5	E3	0.70	2.8	180	
33	—	—	—	—	—	5×11.5	E3	0.58	2.3	210	—	—	—	—	—	
47	5×11.5	E3	0.58	2.3	210	—	—	—	—	—	—	—	—	—	—	
56	—	—	—	—	—	6.3×11.5	F3	0.22	0.87	340	6.3×11.5	F3	0.30	1.2	295	
100	6.3×11.5	F3	0.22	0.87	340	—	—	—	—	—	8×12	G3	0.17	0.68	555	
120	—	—	—	—	—	—	—	—	—	—	8×15	G4	0.12	0.48	730	
150	—	—	—	—	—	8×12	G3	0.13	0.52	640	10×12.5	H3	0.12	0.48	760	
180	—	—	—	—	—	8×15	G4	0.087	0.35	870	8×20	G5	0.091	0.36	910	
220	8×12	G3	0.13	0.52	640	8×15	G4	0.087	0.35	870	10×16	H4	0.084	0.34	1050	
270	—	—	—	—	—	8×20	G5	0.069	0.27	1050	10×20	H5	0.060	0.24	1220	
330	8×15	G4	0.087	0.35	840	10×16	H4	0.060	0.24	1210	10×25	H6	0.055	0.22	1440	
470	10×16	H4	0.060	0.24	1210	10×20	H5	0.046	0.18	1400	12.5×20	I5	0.045	0.15	1660	
560	—	—	—	—	—	10×25	H6	0.042	0.17	1650	12.5×25	I6	0.034	0.11	1950	
680	10×20	H5	0.046	0.18	1400	12.5×20	I5	0.035	0.12	1900	12.5×25	I6	0.034	0.11	1950	
820	10×25	H6	0.042	0.17	1650	12.5×25	I6	0.027	0.089	2230	12.5×30	I7	0.030	0.10	2310	
1000	12.5×20	I5	0.035	0.12	1900	12.5×25	I6	0.027	0.089	2230	16×25	J6	0.025	0.075	2555	
1200	12.5×25	I6	0.027	0.089	2230	16×20	J5	0.027	0.078	2530	—	—	—	—	—	
1500	12.5×25	I6	0.027	0.089	2230	12.5×35	I8	0.020	0.065	2880	—	—	—	—	—	
1800	16×20	J5	0.027	0.078	2530	16×25	J6	0.021	0.060	2930	—	—	—	—	—	
2200	12.5×35	I8	0.020	0.065	2880	—	—	—	—	—	—	—	—	—	—	
2700	16×25	J6	0.021	0.060	2930	—	—	—	—	—	—	—	—	—	—	

Rated voltage (V)	Item	63					100				
		Case φD×L (mm)	Casing symbol	Impedance (Ω)		Rated ripple current (mArms)	Case φD×L (mm)	Casing symbol	Impedance (Ω)		Rated ripple current (mArms)
				20°C	-10°C				20°C	-10°C	
6.8	—	—	—	—	—	5×11.5	E3	2.3	9.3	55	
15	5×11.5	E3	2.3	9.3	55	6.3×11.5	F3	1.2	5.0	115	
27	6.3×11.5	F3	1.2	5.0	115	8×12	G3	0.63	2.8	232	
47	—	—	—	—	—	10×12.5	H3	0.43	1.8	288	
56	8×12	G3	0.63	2.8	232	8×20	G5	0.33	1.6	362	
68	—	—	—	—	—	10×16	H4	0.31	1.5	357	
82	8×15	G4	0.45	2.1	300	10×20	H5	0.21	0.94	466	
100	—	—	—	—	—	10×25	H6	0.20	0.84	531	
120	10×16	H4	0.31	1.5	357	12.5×20	I5	0.16	0.64	690	
180	10×20	H5	0.21	0.94	466	12.5×25	I6	0.120	0.45	784	
220	10×25	H6	0.20	0.84	531	16×20	J5	0.091	0.38	1040	
270	12.5×20	I5	0.16	0.64	690	16×25	J6	0.073	0.27	1250	
330	12.5×25	I6	0.12	0.45	784	—	—	—	—	—	
390	16×20	J5	0.091	0.38	1040	—	—	—	—	—	
470	16×20	J5	0.091	0.38	1040	—	—	—	—	—	
560	16×25	J6	0.073	0.27	1250	—	—	—	—	—	

(Note) Impedance : 100kHz ; Rated ripple current : 105°C, 100kHz

Miniature Aluminum Electrolytic Capacitors

NOTE

Design, Specifications are subject to change without notice.
Ask factory for technical specifications before purchase and/or use.