


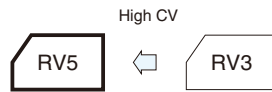
Chip Type Large Capacitance Capacitors

GREEN CAP

SMD

Anti-cleaning solvent

- Compatible with surface mounting.
- Supplied with carrier taping.
- Guarantees 2000 hours at 85°C.



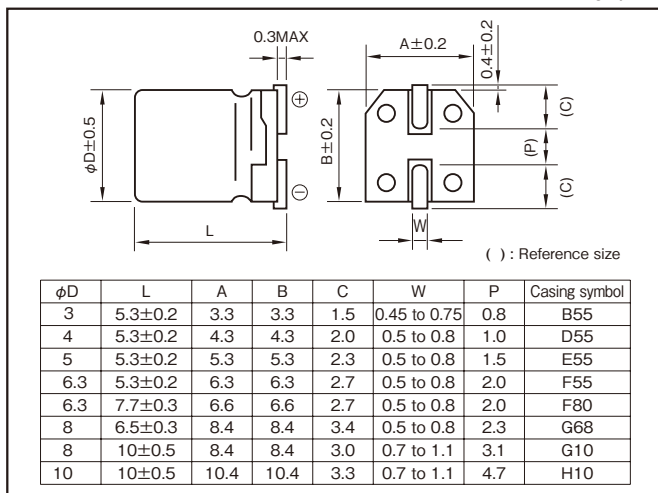
Marking color : Black print (φ3×5.3L—φ8×10L)
White print on a brown sleeve (φ10×10L)

Specifications

Item	Performance								
Category temperature range (°C)	-40 to +85								
Tolerance at rated capacitance (%)	±20 (20°C, 120Hz)								
Leakage current (μA)	Less than 0.01CV or 3 whichever is larger (after 2 minutes) C : Rated capacitance (μF) ; V : Rated voltage (V) (20°C)								
Tangent of loss angle (tanδ)	Rated voltage (V)	6.3	10	16	25	35	50	63	100
	tanδ (max.)	0.35	0.32	0.28	0.18	0.14	0.12	0.12	0.12
Characteristics at high and low temperature	Impedance ratio (max.)	Z-25°C/Z+20°C	4	3	2	2	2	2	2
		Z-40°C/Z+20°C	10	8	6	4	3	3	3
Endurance (85°C) (Applied ripple current)	Test time	2000 hours (φ3 : 1000 hours)							
	Leakage current	The initial specified value or less							
	Percentage of capacitance change	Within ±30% of initial value							
	Tangent of the loss angle	200% or less of the initial specified value							
Shelf life (85°C)	Test time : 1000 hours; other items are the same as those for the endurance. Voltage application treatment : According to JIS C5101-1								
Applicable standards	JIS C5101-1 1998, -18 1999 (IEC 60384-1 1992, -18 1993)								

Outline Drawing

Unit : mm



- Soldering conditions are described on page 11.
- Land pattern size are described on page 12.
- The taping specifications are described on page 13.

Coefficient of Frequency for Rated Ripple Current

Rated voltage (V)	Frequency (Hz)			
	50 · 60	120	1k	10k · 100k
6.3 to 16	0.80	1	1.15	1.25
25 to 35	0.80	1	1.25	1.40
50 to 63	0.80	1	1.35	1.50
100	0.70	1	1.35	1.50

Part numbering system (example : 16V470μF)

RV5	—	16	V	471	M	G10	□	U	□
Series code		Rated voltage symbol		Rated capacitance symbol	Capacitance tolerance symbol	Casing symbol	Additional symbol		Taping symbol

NOTE

Design, Specifications are subject to change without notice.
Ask factory for technical specifications before purchase and/or use.

Standard Ratings

Rated capacitance (μF)	6.3			10			16			25			35			50			63			100														
	Item	Case	Rated ripple current	Case	Rated ripple current	Case	Rated ripple current	Case	Rated ripple current	Case	Rated ripple current	Case	Rated ripple current	Case	Rated ripple current	Case	Rated ripple current	Case	Rated ripple current	Case	Rated ripple current	Case	Rated ripple current													
		φD(mm)	Symbol	mArms	φD(mm)	Symbol	mArms	φD(mm)	Symbol	mArms	φD(mm)	Symbol	mArms	φD(mm)	Symbol	mArms	φD(mm)	Symbol	mArms	φD(mm)	Symbol	mArms	φD(mm)	Symbol	mArms											
2.2	—	—	—	—	—	—	—	—	—	—	—	—	—	—	—	—	—	—	3×5.3	B55	7	—	—	—												
3.3	—	—	—	—	—	—	—	—	—	—	—	—	—	—	—	—	—	—	3×5.3	B55	10	4×5.3	D55	12	—	—	—									
4.7	—	—	—	—	—	—	—	—	—	—	—	—	—	—	—	—	—	—	3×5.3	B55	13	4×5.3	D55	18	5×5.3	E55	20	—	—	—						
10	—	—	—	—	—	—	—	—	—	—	—	—	—	—	—	—	—	—	3×5.3	B55	18	3×5.3	B55	16	4×5.3	D55	24	5×5.3	E55	30	6.3×5.3	F55	32	—	—	—
22	3×5.3	B55	21	3×5.3	B55	20	—	—	—	4×5.3	D55	24	5×5.3	E55	41	6.3×5.3	F55	47	6.3×7.7	F80	60	—	—	—	8×6.5	G68	62	—	—	—	—	—	—	—		
33	—	—	—	—	—	—	4×5.3	D55	32	5×5.3	E55	47	—	—	—	8×6.5	G68	83	—	—	—	8×10	G10	94	—	—	—	—	—	—	—	—	—			
47	4×5.3	D55	34	4×5.3	D55	33	5×5.3	E55	52	—	—	—	6.3×5.3	F55	54	6.3×7.7	F80	85	8×10	G10	139	10×10	H10	189	—	—	—	—	—	—	—	—	—	—		
100	5×5.3	E55	55	5×5.3	E55	54	6.3×5.3	F55	70	6.3×7.7	F80	120	6.3×7.7	F80	120	8×10	G10	252	10×10	H10	226	—	—	—	—	—	—	—	—	—	—	—	—	—		
150	—	—	—	6.3×5.3	F55	79	—	—	—	—	—	—	—	—	—	—	—	—	—	—	—	—	—	—	—	—	—	—	—	—	—	—	—	—		
220	6.3×5.3	F55	88	6.3×7.7	F80	173	6.3×7.7	F80	162	—	—	—	8×10	G10	260	—	—	—	—	—	—	—	—	—	—	—	—	—	—	—	—	—	—	—		
330	6.3×7.7	F80	188	8×6.5	G68	175	—	—	—	8×10	G10	300	10×10	H10	360	—	—	—	—	—	—	—	—	—	—	—	—	—	—	—	—	—	—	—		
470	—	—	—	8×10	G10	310	8×10	G10	307	10×10	H10	400	—	—	—	—	—	—	—	—	—	—	—	—	—	—	—	—	—	—	—	—	—	—		
680	—	—	—	—	—	—	10×10	H10	380	—	—	—	—	—	—	—	—	—	—	—	—	—	—	—	—	—	—	—	—	—	—	—	—	—		
820	8×10	G10	320	—	—	—	—	—	—	—	—	—	—	—	—	—	—	—	—	—	—	—	—	—	—	—	—	—	—	—	—	—	—	—		
1000	—	—	—	10×10	H10	454	—	—	—	—	—	—	—	—	—	—	—	—	—	—	—	—	—	—	—	—	—	—	—	—	—	—	—	—		
1500	10×10	H10	489	—	—	—	—	—	—	—	—	—	—	—	—	—	—	—	—	—	—	—	—	—	—	—	—	—	—	—	—	—	—	—		

(Note) Rated ripple current : 85°C, 120Hz

Chip Type Aluminum Electrolytic Capacitors