
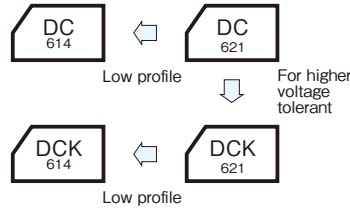


Coin Cell Capacitors

GREEN CAP 60°C / 70°C

- Unlike batteries, the number of charging / discharging cycles unlimited and rapid charging / discharging is possible.
- High reliability, Safe and unlike secondary batteries, this is pollution free devices.
- 1.8mm height 614type made lineup in the DC, DCK Series.

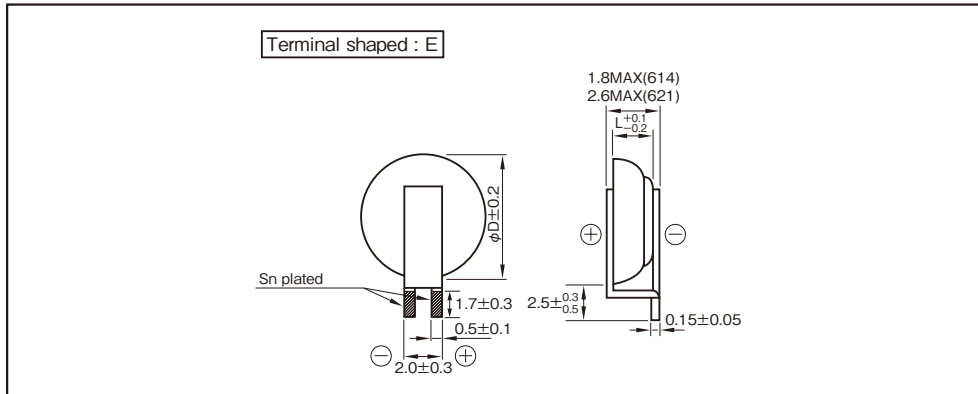


Specifications

Item	Performance					
Series Name	Series DC			Series DCK		
Max. operating voltage (V)	2.5			3.3		
Category temperature range (°C)	-25 to +70			-10 to +60		
Tolerance at rated capacitance (%)	-20 to +80			-20 to +80		
Internal resistance (Ω) at 1 kHz	Size code	614	621	Size code	614	621
	Rated capacitance (F)	0.2	0.4	Rated capacitance (F)	0.2	0.4
	Internal resistance (Ω)	100	100	Internal resistance (Ω)	200	200
Characteristics at high and low temperature	Size code	614	621	Size code	614	621
	Rated capacitance (F)	Within ±30% of the value at 20°C	Within ±30% of the value at 20°C	Rated capacitance (F)	Within ±50% of the value at 20°C	Within ±50% of the value at 20°C
	Internal resistance (Ω)	Less than five times of the value at 20°C	Less than five times of the value at 20°C	Internal resistance (Ω)	Less than five times the initial specified value	Less than ten times of the value at 20°C
Endurance	Size code	614	621	Size code	614	621
	Test time and temp	70°C 1000 hours	70°C 500 hours	Test time and temp	60°C 1000 hours	60°C 500 hours
	Rated capacitance (F)	Within ±30% of the initial measured value	of the initial measured value	Rated capacitance (F)	Within ±30% of the initial measured value	Within ±40% of the initial measured value
	Internal resistance (Ω)	1kΩ Max.	400Ω Max.	Internal resistance (Ω)	2kΩ Max.	800Ω Max.
Shelf life	Same as endurance.			Same as endurance.		
Applicable standards	Conforms to JIS C5160-1 2009 (IEC 62391-1 2006)					

Outline Drawing

Unit : mm



Part numbering system (example : 614, 2.5V0.2F, terminal shaped : E)

DC	—	2R5	E	204	T 614	—	E
Series code		Max. operating voltage symbol		Rated capacitance symbol	Additional symbol		

Part number is refer to below table.

Part numbering system (example : 621, 3.3V0.4F, terminal shaped : E)

DCK	—	3R3	E	404	T	—	E
Series code		Max. operating voltage symbol		Rated capacitance symbol	Additional symbol		

Part number is refer to below table.

Standard Ratings

Max. operating voltage (V)	Rated capacitance (F)	ELNA Parts No.	φD×L (mm)
2.5	0.2	DC-2R5E204T614-E	6.8×1.4
3.3	0.2	DCK-3R3E204T614-E	6.8×1.4
2.5	0.4	DC-2R5E404T-E	6.8×2.1
3.3	0.4	DCK-3R3E404T-E	6.8×2.1

NOTE

Design, Specifications are subject to change without notice. Ask factory for technical specifications before purchase and/or use.