
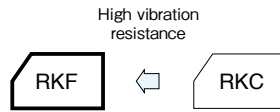


135°C Use, Miniature, Low ESR, High Vibration Resistance Capacitors

GREEN CAP High Vibration Resistance Low ESR 135°C 3000hours Anti-cleaning solvent

- Vibration resistance (40G, 10 to 2000Hz, X, Y, Z = per 2 hours).
- For Automotive application (ABS and electric power steering etc.)
- Guaranteed 3000 hours at 135°C (63V to 100V : Guaranteed 2000 hours)



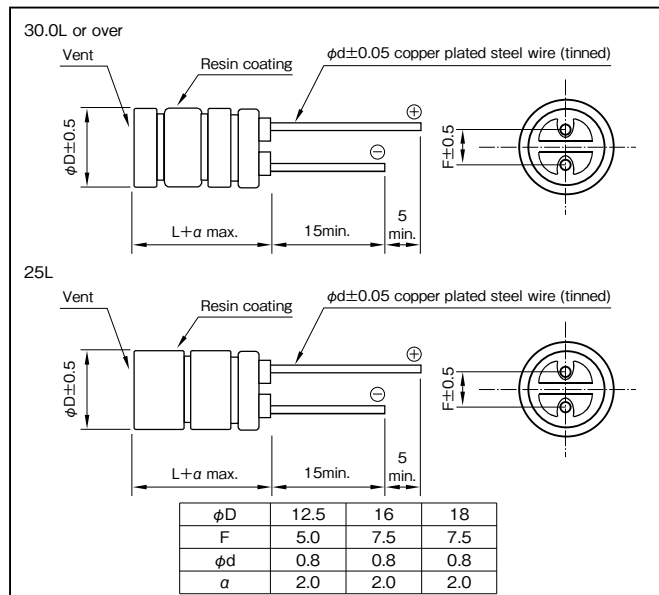
Marking color : Black print

Specifications

Item	Performance														
Category temperature range (°C)	-40 to +135														
Tolerance at rated capacitance (%)	±20 (20°C, 120Hz)														
Leakage current (µA) (max.)	0.01CV or 3 whichever is larger (after 2 minutes) C : Rated capacitance (µF), V : Rated voltage (V) (20°C)														
Tangent of loss angle (tanδ)	<table border="1"> <tr> <td>Rated voltage (V)</td> <td>25</td> <td>35</td> <td>50</td> <td>63</td> <td>80</td> <td>100</td> </tr> <tr> <td>tanδ (max.)</td> <td>0.14</td> <td>0.12</td> <td>0.10</td> <td>0.10</td> <td>0.08</td> <td>0.08</td> </tr> </table>	Rated voltage (V)	25	35	50	63	80	100	tanδ (max.)	0.14	0.12	0.10	0.10	0.08	0.08
	Rated voltage (V)	25	35	50	63	80	100								
tanδ (max.)	0.14	0.12	0.10	0.10	0.08	0.08									
0.02 is added to every 1000µF increase over 1000µF. (20°C, 120Hz)															
Characteristics at high and low temperature	<table border="1"> <tr> <td>Rated voltage (V)</td> <td>25</td> <td>35</td> <td>50</td> <td>63</td> <td>80</td> <td>100</td> </tr> <tr> <td>Impedance ratio (max.)</td> <td>Z-40°C/Z+20°C</td> <td>3</td> <td>3</td> <td>3</td> <td>3</td> <td>3</td> </tr> </table>	Rated voltage (V)	25	35	50	63	80	100	Impedance ratio (max.)	Z-40°C/Z+20°C	3	3	3	3	3
	Rated voltage (V)	25	35	50	63	80	100								
Impedance ratio (max.)	Z-40°C/Z+20°C	3	3	3	3	3									
(120Hz)															
Endurance (135°C or 125°C) (Applied ripple current)	Test time	3000 hours (63V to 100V : 2000 hours)													
	Leakage current	The initial specified value or less													
	Percentage of capacitance change	Within ±30% of initial value													
	Tangent of the loss angle	300% or less of the initial specified value													
Shelf life (135°C)	Test time : 1000hours ; other items are same as the endurance. Voltage application treatment : According to JIS C5101-4 4.1														
Vibration	Vibration test condition														
	Frequency range	10 to 2000Hz													
	Amplitude or Acceleration	1.5 mm peak to peak or 40G (392m/s ²), whichever is the less severe													
	Sweep rate	0.5 octave/min.													
	Vibration axis and duration	X, Y, Z per 2 hours, total 6 hours													
	Fixation	Capacitor mounted by its body which is rigidly clamped to the work surface.													
Specification after test															
Leakage current	The initial specified value or less														
Percentage of capacitance change	Within ±30% of initial value														
Tangent of the loss angle	300% or less of the initial specified value														
Applicable standards	JIS C5101 - 1, - 4 (IEC 60384 - 1, - 4)														

Outline Drawing

Unit : mm



Coefficient of Frequency for Rated Ripple Current

Rated capacitance (µF)	Frequency (Hz)			
	120	1k	10k	100k
180 to 330	0.65	0.85	1.00	1
390 to 1000	0.75	0.90	1.00	1
1100 to 8200	0.85	0.95	1.00	1

Product code system : 35V3600µF
(*For automotive: powertrain, safety)

RA*	RKF	362	M	1G	K31		T
Category code	Series code	capacitance code	Cap tol. code	Voltage code	Size code	Lead-forming and packing code	Additional code

For details, refer to the various "Product Code System" pages.

NOTE : Design, Specifications are subject to change without notice.
It is recommended that you shall obtain technical specifications from ELNA to ensure that the component is suitable for your use.

Standard Ratings

Rated voltage (V)	Rated capacitance (μF)	Case φD × L (mm)	Size code	ESR (Ω max. / 100kHz)		Rated ripple current (mA rms / 100kHz)	
				20°C	-40°C	135°C	125°C
				25 (1T)			
0.028	0.24	2900	4490				
0.025	0.21	3190	5140				
0.024	0.19	3470	5810				
0.023	0.18	3400	5480				
0.020	0.14	3630	6070				
0.019	0.12	3930	6810				
0.022	0.16	3470	5600				
0.019	0.12	3750	6280				
0.018	0.10	4080	7070				
35 (1G)				0.033	0.30	2010	3480
				0.028	0.24	2900	4490
				0.025	0.21	3190	5140
				0.024	0.19	3470	5810
				0.023	0.18	3400	5480
				0.020	0.14	3630	6070
				0.019	0.12	3930	6810
				0.022	0.16	3470	5600
				0.019	0.12	3750	6280
				0.018	0.10	4080	7070
50 (1U)				0.079	0.39	2260	3350
				0.065	0.30	2520	4220
				0.057	0.25	2780	4810
				0.050	0.22	3020	5240
				0.048	0.20	2960	5130
				0.039	0.15	3160	5480
				0.034	0.14	3420	5930
				0.038	0.15	3020	5240
				0.033	0.12	3390	5870
				0.031	0.11	3700	6420

Rated voltage (V)	Rated capacitance (μF)	Case φD × L (mm)	Size code	ESR (Ω max. / 100kHz)		Rated ripple current (mA rms / 100kHz)	
				20°C	-40°C	135°C	125°C
				63 (4E)			
0.061	0.30	2630	3110				
0.051	0.25	2970	3760				
0.045	0.22	3260	4610				
0.049	0.20	3050	3860				
0.039	0.15	3420	4590				
0.041	0.15	3220	4080				
0.036	0.14	3670	5190				
0.032	0.12	3690	5220				
0.031	0.11	3820	5660				
80 (1R)				0.076	0.39	2050	2520
				0.061	0.30	2630	3110
				0.051	0.25	2970	3760
				0.045	0.22	3260	4610
				0.049	0.20	3050	3860
				0.039	0.15	3420	4590
				0.041	0.15	3220	4080
				0.036	0.14	3670	5190
				0.032	0.12	3690	5220
				0.031	0.11	3820	5660
100 (1H)				0.099	0.55	1960	2140
				0.076	0.41	2330	2950
				0.065	0.35	2630	3530
				0.055	0.29	2920	4140
				0.060	0.27	2720	3440
				0.052	0.23	2960	4190
				0.054	0.20	2920	3920
				0.041	0.18	3380	5020
				0.044	0.16	3330	4710
				0.038	0.14	3560	5280

NOTE : Design, Specifications are subject to change without notice.
It is recommended that you shall obtain technical specifications from ELNA to ensure that the component is suitable for your use.